

Our Branding Guidelines



BOYS & GIRLS CLUBS

October 2017

Table Of Contents

03 Introduction

03 About These Guidelines

04 National Logos

05 Our Logo

06 Logo Control Area

07 Staging The Logo

09 Approved Logos

10 Minimum Logo Sizes

11 Improper Usage Of Logo

13 Great Futures Logo Lock-up

14 Great Futures Logo Variations

15 Great Futures Lock-up Control Area

16 The Blue Door

18 The Club

19 The Club Logo Control Area

20 The Club Approved Logos

21 Military Youth Programs
Approved Logos

22 Military Youth Programs
Control Area

23 Native Services Approved Logo

24 Native Services Logo Control Area

25 Local Logos

26 Local Club Logo

27 Local Club Logos

28 Logo Control Area

29 Approved Local Club Logos

30 Great Futures Local Club Variations

31 The Blue Door For Local Clubs

32 Brand Identity Components

33 Editorial Guidelines

34 Brand Colors

35 Affiliated Clubs Brand Colors

36 Typography

37 Photography

38 Candid Photography Examples

39 Posed Photography Examples

40 Video and Social Media

41 Video – Logo Usage

42 Video And Audio Quality
And Format

43 Video Supers And Lower Thirds

44 Video – Other

45 Social Media

46 Learn More And Stay Connected

This is a living document that will be updated as needed. Last updated October 2017.

Introduction



Boys & Girls Clubs of America (BGCA) is a national organization that charters and provides support to 4,300 local Boys & Girls Clubs, which serve 4 million young people every year.

BGCA's mission is to enable all young people, especially those who need us most, to reach their full potential as productive, caring, responsible citizens. The national organization, BGCA, and local Clubs together are called the Boys & Girls Club Movement.

About These Guidelines

This guide explains the visual communications standards that comprise BGCA's brand identity. It serves as a rulebook to help maintain brand integrity across communications channels.

If you have any questions not answered in the guide, please contact BGCA's Marketing and Communications Department at Marketing@BGCA.org



National Logos

Our National Logo

Boys & Girls Clubs of America's logo was created by the well-known graphic designer, Saul Bass.

Our logo is the simplest expression of BGCA's brand. It consists of two elements.


The Clasped Hands Symbol

Represents the guiding hands that Boys & Girls Clubs extend to youth.

The Logotype

A customized typeface created for BGCA. It must always be reproduced from artwork provided by BGCA's Marketing Department or Marketing.BGCA.org. The BGCA logotype is not available for purchase or download and cannot be altered in anyway.

There are two approved configurations of the logo: the vertical and horizontal. The clasped hands symbol and logotype should NEVER be separated without prior approval from Marketing@BGCA.org. Exceptions include in digital when the area is small. For customizing Club logos while conforming to brand standards, refer to the Local Logos section on page 25.



**BOYS & GIRLS CLUBS
OF AMERICA**

Vertical Version

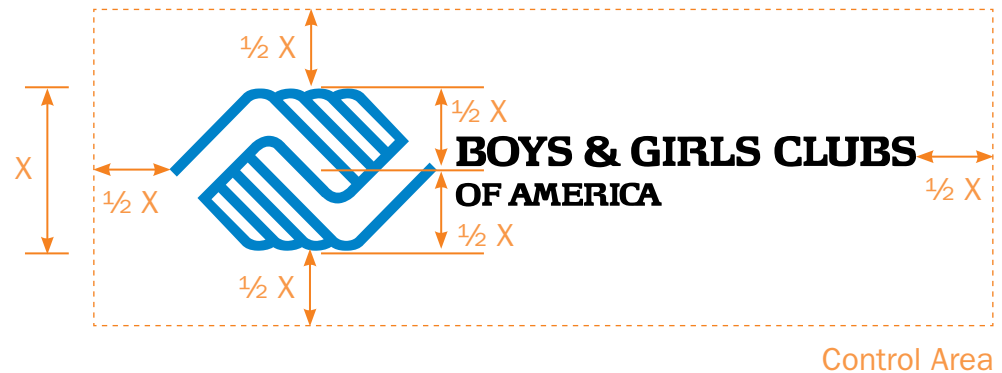



**BOYS & GIRLS CLUBS
OF AMERICA**

Horizontal Version

Logo Control Area

The Control Area is the space that must always surround the logo to make sure it is easily visible. This area, measured from the outermost edges of the logo, is equal to half the height of the hands symbol. Nothing should encroach within this area.



Staging The Logo

The Control Area (see previous page) ensures that the logo is easily seen. In addition, the logotype is never used within text, either with or without the hands symbol. When the name “Boys & Girls Clubs,” or any of its variations, is used in printed text, it is the same type as the rest of the text.

Lorem ipsum dolor sit amet, consectetur adipiscing elit. Aenean commodo ligula eget dolor. Boys & Girls Clubs of America sociis natoque penatibus et magnis dis parturient montes, nascetur ridiculus mus. Donec quam felis, ultricies nec, pellentesque eu, pretium quis, sem. Nulla consequat massa quis enim. Donec pede justo, fringilla vel, aliquet nec, vulputate eget, arcu. In enim justo, rhoncus ut, imperdiet a, venenatis vitae, justo. Nullam dictum felis eu



**BOYS & GIRLS CLUBS
OF AMERICA**

Proper Staging

~~Lorem ipsum dolor sit amet, consectetur adipiscing elit. Aenean commodo. **BOYS & GIRLS CLUBS OF AMERICA** enean massa. Mor sociis natoque penatibus et magnis dis parturient montes, nascetur ridiculus mus. Donec quam felis, ultricies nec, pellentesque eu, pretium quis, sem. Nulla consequat massa quis enim. Donec pede justo, fringilla vel, aliquet nec, vulputate eget, arcu. In enim justo, rhoncus ut, imperdiet a, venenatis vitae, justo. Nullam dictum felis eu pede mollis pretium. Integer tincidunt. Cras dapibus.~~



~~**BOYS & GIRLS CLUBS
OF AMERICA**~~


Improper Staging

Staging The Logo continued



Staged with another logo

Staged with another logo



Control Area

Approved Logos

Standard colors for the Boys & Girls Club logo are Boys & Girls Club Pantone Process Blue for the hands symbol and black for the logotype. The configuration can also be used in all black or reversed to white for dark backgrounds. A logo in all Pantone Process Blue is acceptable when limited to one color print projects.

These are the only approved color versions of the logo.



**BOYS & GIRLS CLUBS
OF AMERICA**

Vertical Two-Color Version



**BOYS & GIRLS CLUBS
OF AMERICA**

Horizontal Two-Color Version



**BOYS & GIRLS CLUBS
OF AMERICA**

Vertical One-Color Version



**BOYS & GIRLS CLUBS
OF AMERICA**

Horizontal One-Color Version



Vertical One-Color Version



Horizontal One-Color Version



**BOYS & GIRLS CLUBS
OF AMERICA**

Vertical One-Color Version



**BOYS & GIRLS CLUBS
OF AMERICA**

Horizontal One-Color Version

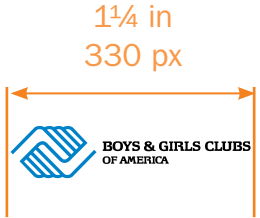
Minimum Logo Sizes

To maintain readability, it is imperative the logo doesn't get too small. For print, do not make smaller than 3/4-inch wide for the vertical version and 1 1/4 inch wide for the horizontal version.

For web, do not make it smaller than 200 pixels wide for the vertical version or 330 pixels wide for the horizontal version.



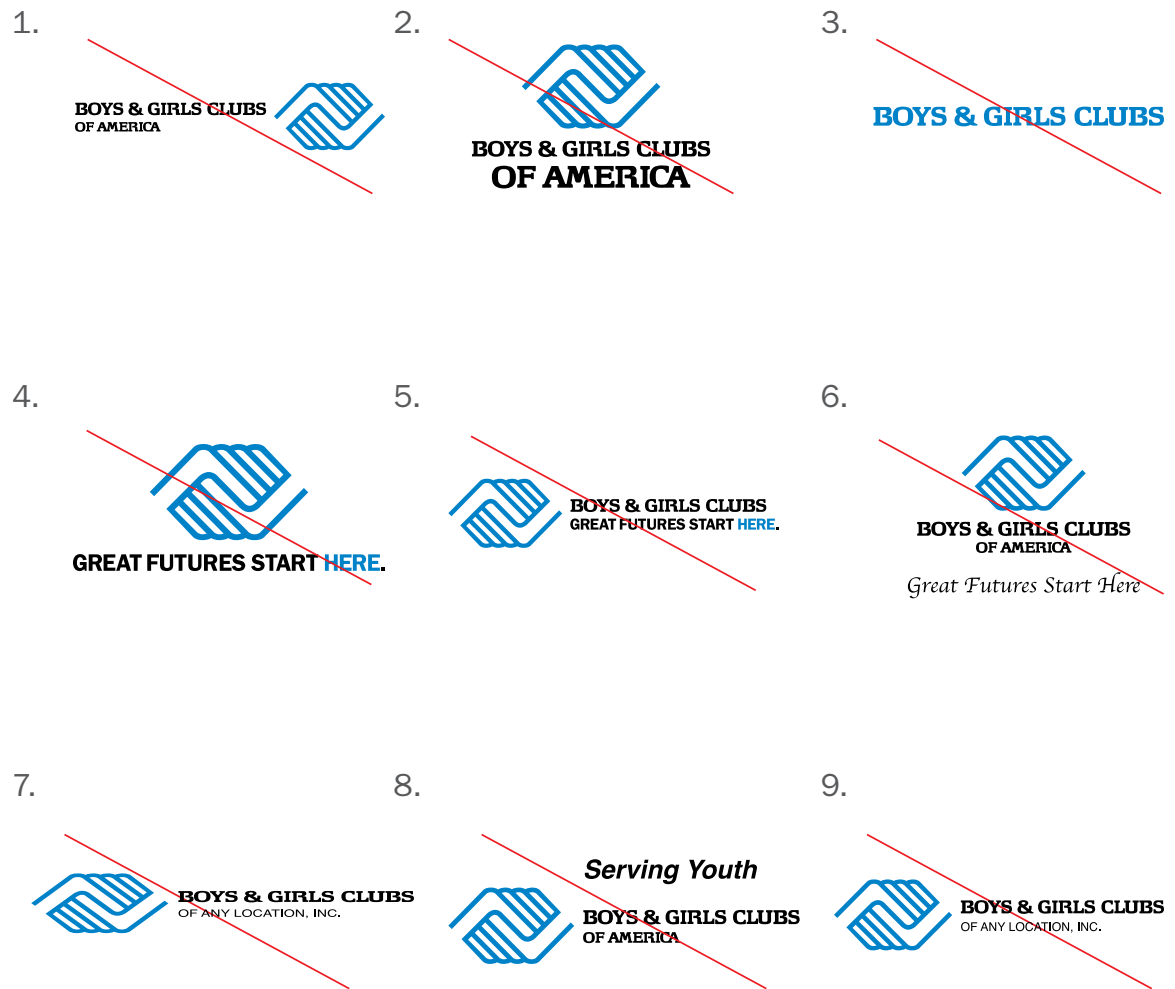
Minimum Vertical Version



Minimum Horizontal Version

Improper Usage Of Logo

1. **Do not** rearrange the logo in any configuration.
2. **Do not** change the size relationship of the elements within the logo.
3. **Do not** use the logotype without the hands symbol, or the hands symbol alone. *Exception for jewelry and web elements with approval from Marketing.*
4. **Do not** pair the hands symbol with the positioning statement tagline alone.
5. **Do not** place the positioning statement, or any other text of graphic element within the Control Area, except as specified in Great Futures Start Here tagline.
6. **Do not** alter typeface for the positioning statement/tagline.
7. **Do not** stretch logo in any way.
8. **Do not** use another phrase in place of the positioning statement/tagline.
9. **Do not** use legal name as part of location name. "Inc." is not necessary in the logo.



Improper Usage Of Logo continued

10. **Do not** make the logo smaller than our minimum size for web or print.

11. **Do not** alter the colors of the logo.

12. **Do not** fill any part of the logo with a color or image.

13. **Do not** use unapproved colors for the logo.




14. **Do not** place logo over a busy or distracting background, or one that offers poor contrast.

15. **Do not** outline the logo.

16. **Do not** place logo on an angle.

17. **Do not** surround part of the configuration with panels and shapes. They distract from the power and integrity of the logo.

18. **Do not** reverse only part of the logo.



Great Futures Logo Lock-up

Boys & Girls Clubs of America’s tagline is Great Futures Start Here. It can be used with both the vertical and horizontal configuration.

The tagline is positioned above the logo with the “Great Futures Start” portion in black and word “Here” in Pantone Process Blue, period in black. The spacing between the tagline and the logo is the height of the hands symbol (x), with the standard Control Area of x surrounding the combined unit of logo and tagline.

The lock-up (tagline and BGCA logo) may be used all black or reversed to all white.

GREAT FUTURES START HERE.



Vertical Version

GREAT FUTURES START HERE.



Horizontal Version

Great Futures Logo Variations

Standard colors for the Great Futures logo lock-up are Boys & Girls Club Pantone Process Blue for “Here” and the hands symbol plus black for “Great Futures Start” and the logotype. The configuration can also be used in all black or reversed to white for dark backgrounds. A logo in all Pantone Process Blue is acceptable when limited to one-color print projects.

GREAT FUTURES START HERE.



Two-Color Vertical

GREAT FUTURES START HERE.



Two-Color Horizontal

GREAT FUTURES START HERE.



One-Color Vertical

GREAT FUTURES START HERE.



One-Color Horizontal




Reversed Vertical




Reversed Horizontal

Great Futures Lock-Up Control Area

The Control Area is the space that must always surround the lock-up to make sure it is easily visible. This area, measured from the outermost edges of the lock-up, is equal to half the height of the hands symbol. Nothing should encroach within this area.



Control Area



Control Area

The Blue Door

The Blue Door is a visual representation of the great futures for America's youth that lie behind every Boys & Girls Club door, especially for those who need us most. The Blue Door represents opportunity. It is not only the door to a Club, it is the door to a great future.


With this in mind, it is imperative that we maintain graphic standards in regards to the Blue Door. The Blue Door image artwork is available in a Photoshop PSD file on Marketing.BGCA.org. It should only be used by trained graphic designers who can correctly manipulate the artwork while adhering to the following guidelines and all BGCA graphic standards. Do not alter or add anything extra to the door.

There are two versions of the Blue Door: the closed door and the open door. When the door is used by itself, without any other graphics, the height of the middle panel equals the control area around the frame of the blue. Use the open door version if accompanied by the BGCA logo as the open door logo is harder to read when it is not accompanied by our logo elsewhere.




The Blue Door continued

When the open Blue Door is to the left of the logo lock-up, the Great Futures Start Here tagline should line up with the top right corner of the door. The distance from the door to the leading edge of “GREAT” should equal the width of the “H.”



When the open Blue Door is placed to the right of the logo lock-up, the Great Futures Start Here tagline should line up with the top left corner of the door. The distance from the door to the leading edge of the “period” should equal the width of the “H.”



The Club

In 2005, Boys & Girls Clubs of America introduced “The CLUB”– a brand specifically designed for teens (13-18). Teens see themselves as young adults rather than “boys” and “girls.” With this in mind, Teen Centers within local Clubs are branded The CLUB and allow for a different experience more focused on teens.

The CLUB logo is a fun, modern take on the Boys & Girls Clubs logo. There are two versions of The CLUB logo:

1. Base The CLUB logo
2. Teen Center logo that can be used by local Clubs for their Teen Centers



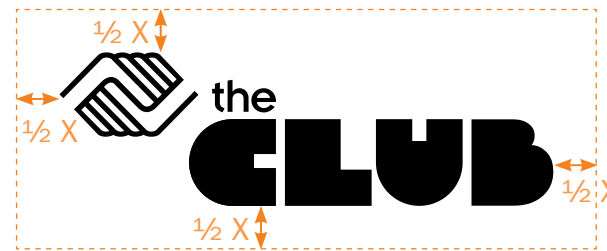
Base Logo



Teen Center Signage

The Club Logo Control Area

The Control Area is the space that must always surround the logo to make sure it is easily visible. This area, measured from the outermost edges of the logo, is equal to half the height of the hands symbol. Nothing should encroach within this area.



Control Area

The Club Approved Logos

The CLUB logo may appear in solid black, reversed white or Process Blue. “The CLUB” and the clasped hands symbol should be one solid color with significant contrast to the background. Do not change the logo in any way.



UNACCEPTABLE EXAMPLES OF LOGO USAGE



Military Youth Programs Approved Logos

The Better Together logo highlights the outstanding partnership between Boys & Girls Clubs of America and the U.S. Armed Services to serve military connected youth. The logo is composed of five key components: The American flag, BGCA logo, the Military-Youth Programs logotype, the Better Together two-word tagline, and the five military branches of service. The logo may only appear as a lockup. No separation of its components is allowed.

Please refer to the Military Youth Programs Graphics Standards for further detailed information on Marketing.BGCA.org.



AFFILIATED
**MILITARY
YOUTH PROGRAMS**
BETTER TOGETHER
ARMY • MARINE CORPS • NAVY • AIR FORCE • COAST GUARD



Military Youth Programs Control Area

To ensure the prominence and clarity of the logo, a minimum clear space has been established so that the logo will not compete visually with other graphic elements. This clear space is determined by the 1 x height of the “clasp hands” in the Boys & Girls Clubs of America logo. When the layout doesn’t permit, leave as much breathing room around the lockup as possible.

The Control Area ensures that the logo is seen easily. The logotype is never to be used within text, with or without the clasped hands symbol. When the name Boys & Girls Club or any of its variations is used within printed text, it should use the same type as the rest of the text.

Staging Area

If there is a need to place two logos in close proximity, please place the Better Together logo to the left with the secondary logo aligned center to its right.



Native Services Approved Logo

Native Services is an integral part of Boys & Girls Clubs of America. The new logo has five key components: arrows at top and bottom; BGCA clasped hands logo; Native Services logotype; an eagle feather serving as the “i” in Native and Services. The logo can only be used as a lockup. No separation of components is allowed.

Please refer to the Native Services Graphics Standards for further detailed information on Marketing.BGCA.org.



Native Services Logo Control Area

To ensure the prominence and clarity of the Native Services logo, a minimum clear space has been established so that the logo will not compete visually with other graphic elements. This clear space is determined by $1/2$ “X” height of the “clasped hands” in the Boys & Girls Club logo. If the layout does not permit, leave as much breathing room around the lockup as possible.

The Control Area ensures that the logo is seen easily. The logotype is never to be used within text, with or without the clasped hands symbol. When the name Boys & Girls Club or any of its variations is used within printed text, it should use the same type as the rest of the text.

Staging Area

If there is a need to place two logos in close proximity, please place flush and side-by-side with Native Services logo to the left.





Local Logos

Local Club Logo Singular

The same rules that apply to the national logo apply to logos for local Clubs. Local Club logos consist of the same clasped hands symbol and logotype as the national logo; the name of the Club on the second and third lines is customizable. The font on the second and third lines is Arial Bold.

Local logo options are available in both singular and plural variations (Club and Clubs) in the standard vertical and horizontal configurations. They can be customized down to the unit name using the local Club logo builder available at Marketing.BGCA.org.

Horizontal Version



Vertical Version



Local Club Logo Plural

The same rules that apply to the national logo apply to logos for local Clubs. Local Club logos consist of the same clasped hands symbol and logotype as the national logo; the name of the Club on the second and third lines is customizable. The font on the second and third lines is Arial Bold.

Local logo options are available in both singular and plural variations (Club and Clubs) in the standard vertical and horizontal configurations. They can be customized down to the unit name using the local Club logo builder available at Marketing.BGCA.org.

Horizontal Versions



Your Unit Name Here


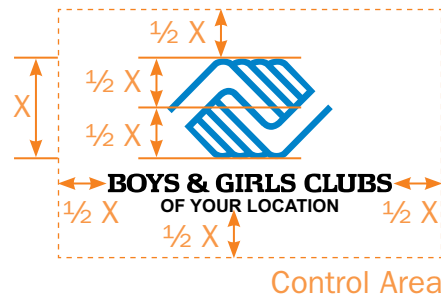
Vertical Versions



Your Unit Name Here

Logo Control Area

The control area is the space that must always surround the logo to make sure it is easily visible. This area, measured from the outermost edges of the logo, is equal to half the height of the hands symbol. Nothing should encroach within this area.



Approved Local Club Logos

Standard colors for the Boys & Girls Club logo are Boys & Girls Club Pantone Process Blue for the hands symbol and black for the logotype. The configuration can also be used in all black or reversed to white on dark backgrounds. A logo in all Pantone Process Blue is acceptable when limited to one color print projects.

The same rules apply to all local Club logos as they do to national logos. Do not alter the logo in any way. See the Improper Usage pages on what to avoid.



Vertical Two-Color Version



Horizontal Two-Color Version



Vertical One-Color Version



Horizontal One-Color Version



Vertical One-Color Version



Horizontal One-Color Version

Great Futures Local Club Variations

Standard colors for the Great Futures logo lock-up are Boys & Girls Club Pantone Process Blue for “Here” and the hands symbol plus black for “Great Futures Start” and the logotype. The configuration can also be used in all black or reversed to white for use on dark backgrounds. A logo in all Pantone Process Blue is acceptable when limited to one color print projects.

Also available with two lines for long local Club name and with unit name.

GREAT FUTURES START HERE.



Two-Color Vertical

GREAT FUTURES START HERE.



Two-Color Horizontal

GREAT FUTURES START HERE.



One-Color Vertical

GREAT FUTURES START HERE.



One-Color Horizontal

GREAT FUTURES START HERE.



Reversed Vertical

GREAT FUTURES START HERE.



Reversed Horizontal

The Blue Door For Local Clubs

The Blue Door is a visual representation for the great futures that lie behind every Boys & Girls Club door for the youth of America, and especially those who need us most. The Blue Door represents opportunity. It is not only the door to a Club, it is the door to a great future.

With this in mind, it is imperative that we maintain graphic standards in regards to the Blue Door. The Blue Door image artwork is available in a Photoshop PSD file on Marketing.BGCA.org and should only be used by trained graphic designers who can correctly manipulate the artwork, adhering to the following guidelines as well as all BGCA Graphic Standards. The local version of the Blue Door has only the clasped hands and “Boys & Girls Clubs” logotype. Do not alter or add anything extra to the door.

There are two versions of the local Blue Door: the closed door and the open door. When the door is used by itself, without any other graphics, the height of the middle panel equals the control area around the frame of the blue. Use the open door version if accompanied by the BGCA logo as the open door logo is harder to read when it is not accompanied by our logo elsewhere.





Brand Identity Components

Editorial Guidelines

Boys & Girls Clubs of America, like any large organization, has its own language guidelines to ensure brand integrity. The following rules are meant as a quick reference. For more detailed information on BGCA's language standards, please consult the "BGCA Style Guide" available at Marketing.BGCA.org or email Marketing@BGCA.org.

Boys & Girls Clubs of America is singular. Do not add "the" to the beginning.

Always use an ampersand (&) in the name of the national organization and local Clubs.

Club/Clubs – Always capitalize Club(s), in both the phrase Boys & Girls Club(s) and when used alone.

The Boys & Girls Club Movement refers to BGCA and Clubs collectively. Club is singular. Movement is capitalized.

Club member – Young people who are registered with the Club; "members" is not capitalized.

Brand Colors

Primary Color

Color is a powerful tool for branding. Stick to what's approved to proudly uphold our brand. Pantone Process Blue is our primary color.

Accent Colors

The accent colors are primarily used for clarity in data visualization or when additional color is needed to differentiate information. Other colors may be used to suit the visual identity and messaging.

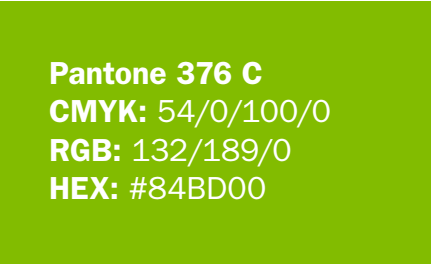
Digital Usage

Text links on light backgrounds: #0081C6
Text links on dark backgrounds: #82D4FF
Headlines and Subheads: #004B87
Body copy: #333333
Background: #0C5692, #F5F0EF, #DCD7D6
Footer background: #53565A

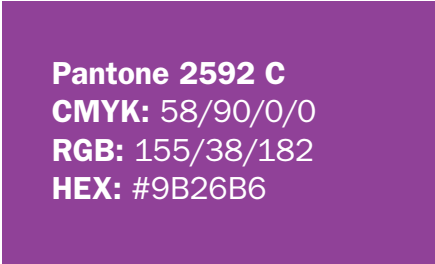


Pantone Process Blue
CMYK: 100/13/2/0
RGB: 0/129/198
HEX: #0081c6

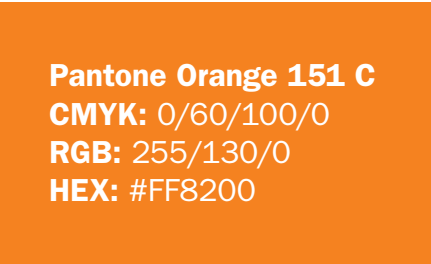
Paint: Valspar™ 5001-10C
Deep Blue Sea



Pantone 376 C
CMYK: 54/0/100/0
RGB: 132/189/0
HEX: #84BD00



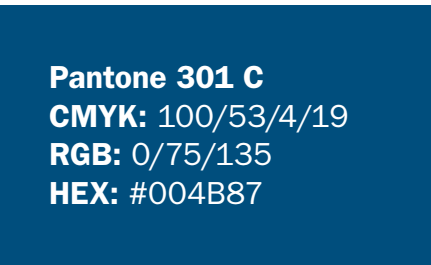
Pantone 2592 C
CMYK: 58/90/0/0
RGB: 155/38/182
HEX: #9B26B6



Pantone Orange 151 C
CMYK: 0/60/100/0
RGB: 255/130/0
HEX: #FF8200



Pantone Cool Gray 11 C
CMYK: 44/34/22/77
RGB: 83/86/90
HEX: #53565A



Pantone 301 C
CMYK: 100/53/4/19
RGB: 0/75/135
HEX: #004B87

Affiliated Clubs Brand Colors

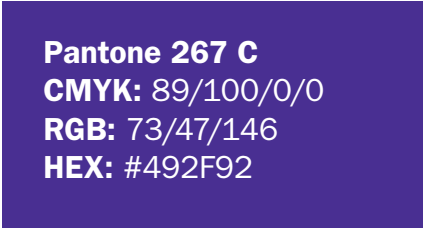
Military Youth Programs Colors

For all Military Youth Programs, use the approved branding colors with the Better Together logo lockup. Please refer to the Military Youth Programs Graphics Standards for further detailed information on Marketing.BGCA.org.

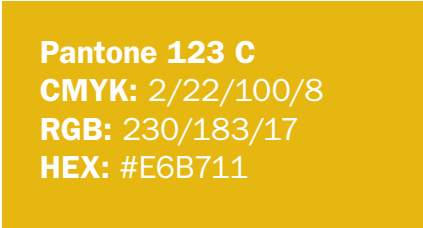
Native Services Colors

For all Native Services items, use the approved branding colors with the Native Services logo lockup. Please refer to the Native Services Graphics Standards for further detailed information on Marketing.BGCA.org.

APPROVED COLORS FOR MILITARY YOUTH PROGRAMS BRANDING

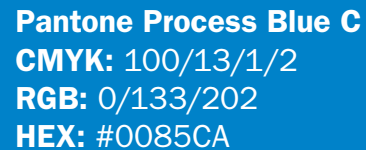


Pantone 267 C
CMYK: 89/100/0/0
RGB: 73/47/146
HEX: #492F92

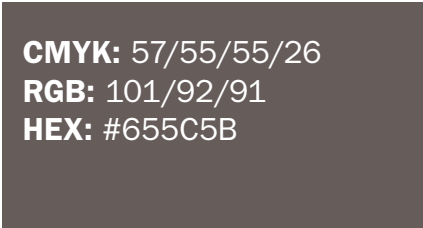


Pantone 123 C
CMYK: 2/22/100/8
RGB: 230/183/17
HEX: #E6B711

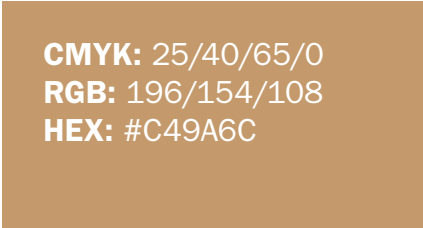
APPROVED COLORS FOR NATIVE SERVICES BRANDING



Pantone Process Blue C
CMYK: 100/13/1/2
RGB: 0/133/202
HEX: #0085CA



CMYK: 57/55/55/26
RGB: 101/92/91
HEX: #655C5B



CMYK: 25/40/65/0
RGB: 196/154/108
HEX: #C49A6C



Black
CMYK: 0/0/0/100
RGB: 35/31/32
HEX: #231F20

Typography

Typography is essential to establishing the character of the brand and making it recognizable. The typefaces chosen are an important vehicle for a message and play a significant role in setting the tone for the brand.

For print

Franklin Gothic font family is the preferred typeface. Other typefaces may be used as long as they are readable and improve the visual identity or messaging.

For Microsoft® PowerPoint and Word Documents

Helvetica or Arial font families are the preferred typefaces.

For digital

Open Sans font family is the preferred typeface that can be downloaded through <https://fonts.google.com/specimen/Open+Sans>.

ITC Franklin Gothic Book

AaBbCcDdEeFfGgHhIiJjKkLlMmNn
OoPpQqRrSsTtUuVvWwXxYyZz
0123456789

ITC Franklin Gothic Demi

AaBbCcDdEeFfGgHhIiJjKkLlMmNn
OoPpQqRrSsTtUuVvWwXxYyZz
0123456789

Helvetica

AaBbCcDdEeFfGgHhIiJjKkLlMmNn
OoPpQqRrSsTtUuVvWwXxYyZz
0123456789

Open Sans Regular

AaBbCcDdEeFfGgHhIiJjKkLlMmNn
OoPpQqRrSsTtUuVvWwXxYyZz
0123456789

Open Sans Bold

AaBbCcDdEeFfGgHhIiJjKkLlMmNn
OoPpQqRrSsTtUuVvWwXxYyZz
0123456789

Photography

Boys & Girls Club photography should emphasize the characteristics of our brand. It should be caring, fun, inspiring and inclusive. Photos should be taken in Clubs or outdoors, and feature moments that are warm and sincere without appearing staged. Natural shots of kids, teens and Club staff engaged in an activity are preferred, but captured shots are acceptable. The subject of the imagery should be the Club kids, teens and staff, Club buildings and assets. Ideally, Club kids and staff should be wearing shirts with approved Club logos. All images should showcase diversity in age and ethnicities and fully in focus. Any photos used should illustrate the story being told.

All photos and videos should have proper signed releases. Photo release templates and photo library can be accessed through Marketing.BGCA.org.



Candid Photography Examples



Posed Photography Examples





Video and Social Media

Video – Logo Usage

Always follow approved graphics standards when using logos and lock-ups in videos. Use approved current specific program graphics that support the BGCA programs included in the video. Never break up, animate, modify, change color or otherwise alter the BGCA logo or program logos that are to be included in the video.

Boys & Girls Club and BGCA blue should always match the graphics color values stated in the graphics style guide.

When using the Blue Door, please adhere to the established print, web and graphics standards concerning it. The blue door should not be modified or customized.

Always keep the Boys & Girls Club brand in mind, especially when linking the brand with any partner programs or initiatives. When displaying partner program logos in video productions, take time to locate and use the approved graphic for that partner and program.



Call to action with logo program lock-up



Call to action with program logo, sponsor logo and BGCA logo



Blue Door end with call to action



MLB and BGCA lock-up end screen

Video And Audio Quality And Format

When possible, produce final video content 1920x1080, 30 or 29.97 fps, progressive scan. Stereo mixed audio. When possible, avoid ultra heavy audio compression and maximum brick wall limiting.

Video Music and Copyright

Always use royalty free or properly licensed music in your videos. If you do not have a license agreement or express written consent for use from the copyright holder, do not use the music track.

If permission is obtained to use a track containing vocal arrangement, make sure the lyrical content is appropriate for the Boys & Girls Club brand.

Avoid imagery appearing in the video that is clearly copyrighted or trademarked unless it is integral to the story, natural to the public environment of your production, or approved for use. If in doubt, don't use the image.



Video Supers And Lower Thirds

Lower third graphics and name supers, for ADULTS, should include: first and last name, honorifics when appropriate, job title, and Club affiliation/company/organization.

Lower third graphics and name supers, for MINORS, should include: first name and last name initial only, Club affiliation.



Lower third on branded background



Lower third for a minor, generic



Lower third on non-branded background



Lower third for a minor, Sprint-MCML

Video – Other

Names

Please keep in mind the safety and security of Club members. If a minor is to appear on screen, use first name only or first name and last name initial. If a Club member introduces themselves with first and last name, ask them to introduce themselves with first name only. It is fine to record their full name for reference and release forms.

Video Release

All people appearing in the video should have signed a video release form if the video will be displayed for the public in any fashion, whether locally or nationally. Videos for internal use only may not require a release. Some Club members' parents and guardians have signed forms prohibiting video recording of their children. Club staff should take extra care to make sure these members are not recorded. Always ask the Club staff to be diligent in this matter. Always address the video release issue prior to showing up at any Club or Club event that is to be recorded. In the case of videos for public consumption, make sure parents and guardians sign the video release forms for minors well in advance of your production.

Prohibited Topics


Be cognizant of all non-Boys & Girls Club branding, unsavory visuals or audio making its way into the video production. Example: In most cases, no alcoholic beverages or associated logos, references promoting drug use, violence-promoting references, adult language, or adult content should be in Boys & Girls Club video productions. Keep in mind subtle things as well, like non-Boys & Girls Club logos on shirts and book bags. Sometimes a subtle acronym on a shirt may appear non-offensive at first glance. If in doubt, make sure it isn't in the frame.

Stay clear of aligning the Boys & Girls Club brand with any political movement by way of recorded statements or imagery appearing in frame or on screen. Endorsing or opposing any politician or political cause is to be avoided. BGCA wishes to avoid public controversy or alignment that may damage the brand as a whole. If in doubt, just don't.

Social Media

A tool to guide Clubs on how to use social media to engage Club-goers and the community at large was published in 2016 and is updated on occasion to keep pace with a rapidly changing social landscape. Please refer to the “Social Media Handbook for Clubs” or the Marketing Department in creating and utilizing all social media items.

The Social Media Handbook is available at Marketing.BGCA.org.




Learn More And Stay Connected


If you are excited to discover more about Boys & Girls Clubs of America, please visit:

BGCA.org
Marketing.BGCA.org


Please email Marketing@BGCA.org for any questions or guidance.

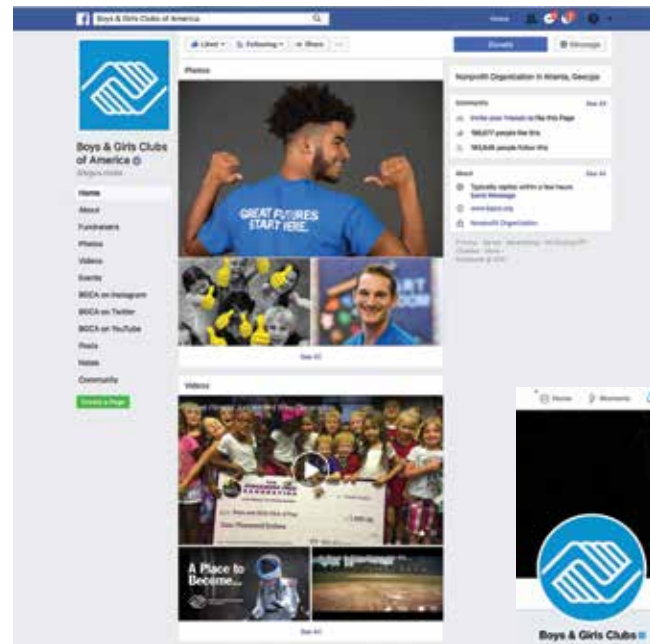
BGCA Handles

 Facebook:
[bgca.clubs](https://www.facebook.com/bgca.clubs)

 YouTube:
[bgcastaff](https://www.youtube.com/bgcastaff)

 Twitter:
[@BGCA_Clubs](https://twitter.com/BGCA_Clubs)

 Instagram:
[@bgca_clubs](https://www.instagram.com/bgca_clubs)







**BOYS & GIRLS CLUBS
OF AMERICA**

National Headquarters

1275 Peachtree Street NE

Atlanta, GA 30309-3506

Phone: (404) 487-5700

Marketing@BGCA.org

BGCA.org